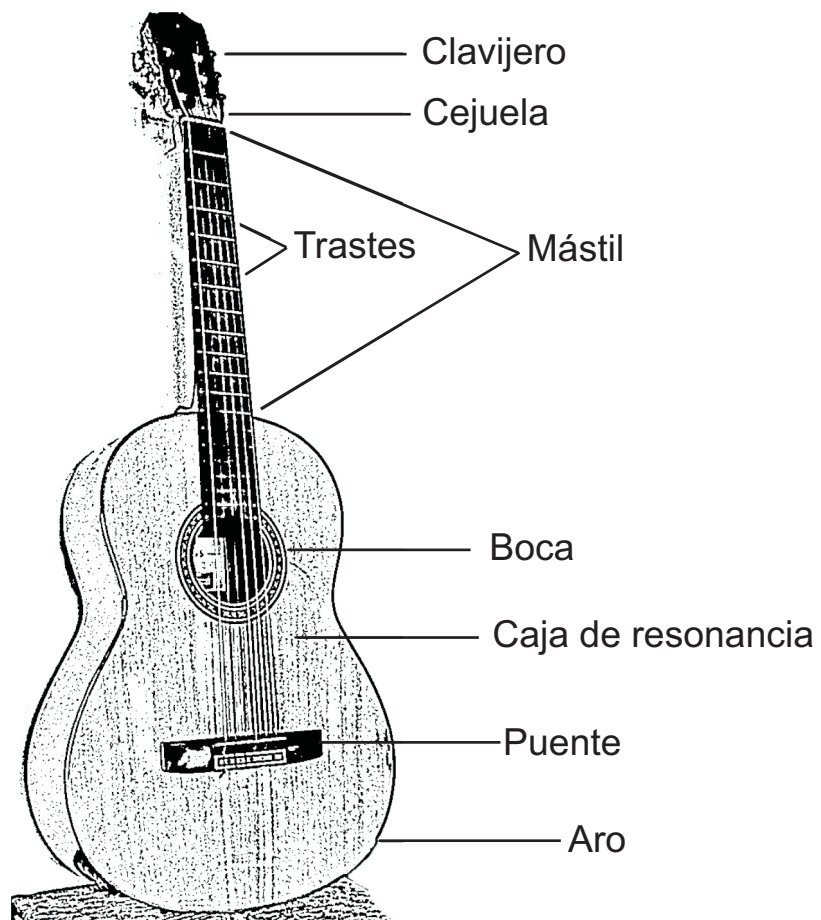

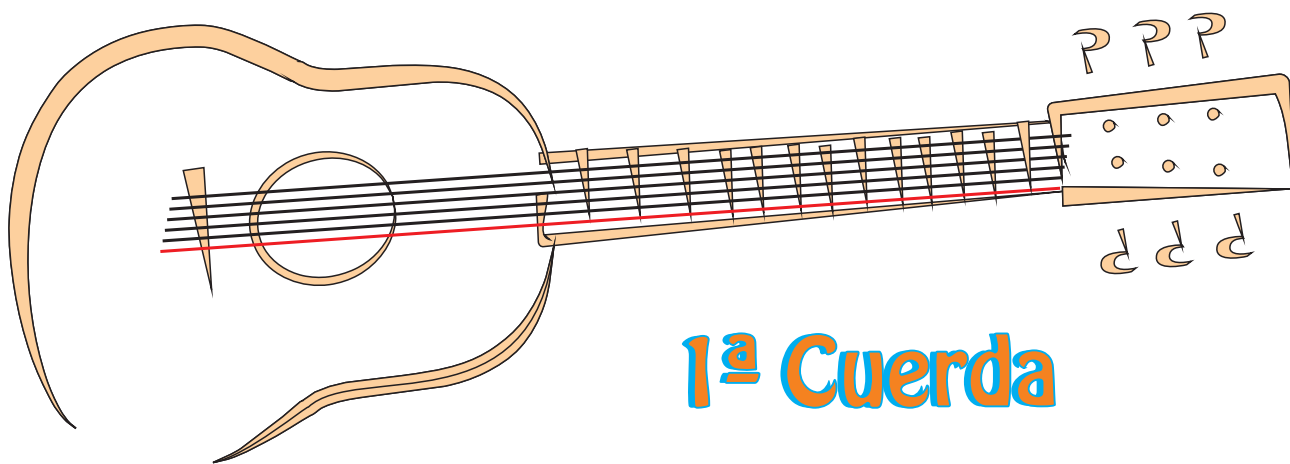


Partes de la Guitarra





MI
al aire




FA
traste 1
dedo 1



SOL
traste 3
dedo 3

Lección 5


Cuerda 2ª y 3ª



1

2/4

i m i m i m i




First staff of music for exercise 1, 2/4 time signature. Notes: G4 (i), A4 (m), B4 (i), A4 (m), G4 (i), F4 (m), E4 (i), D4 (m).

i m




Second staff of music for exercise 1. Notes: G4 (i), F4 (m), E4, D4, C4, B3, A3, G3.



Third staff of music for exercise 1. Notes: G4, F4, E4, D4, C4, B3, A3, G3.




Fourth staff of music for exercise 1. Notes: G4, F4, E4, D4, C4, B3, A3, G3.



2


2/4

i m i m i m

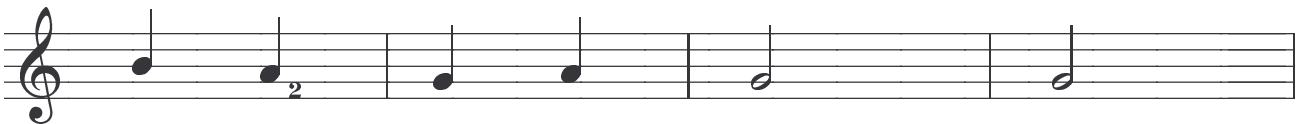


First staff of music for exercise 2, 2/4 time signature. Notes: G4 (i), A4 (m), B4 (i), A4 (m), G4 (i), F4 (m).

i m i m



Second staff of music for exercise 2. Notes: G4 (i), F4 (m), E4 (i), D4 (m), C4, B3, A3, G3.



Third staff of music for exercise 2. Notes: G4, F4, E4, D4, C4, B3, A3, G3.

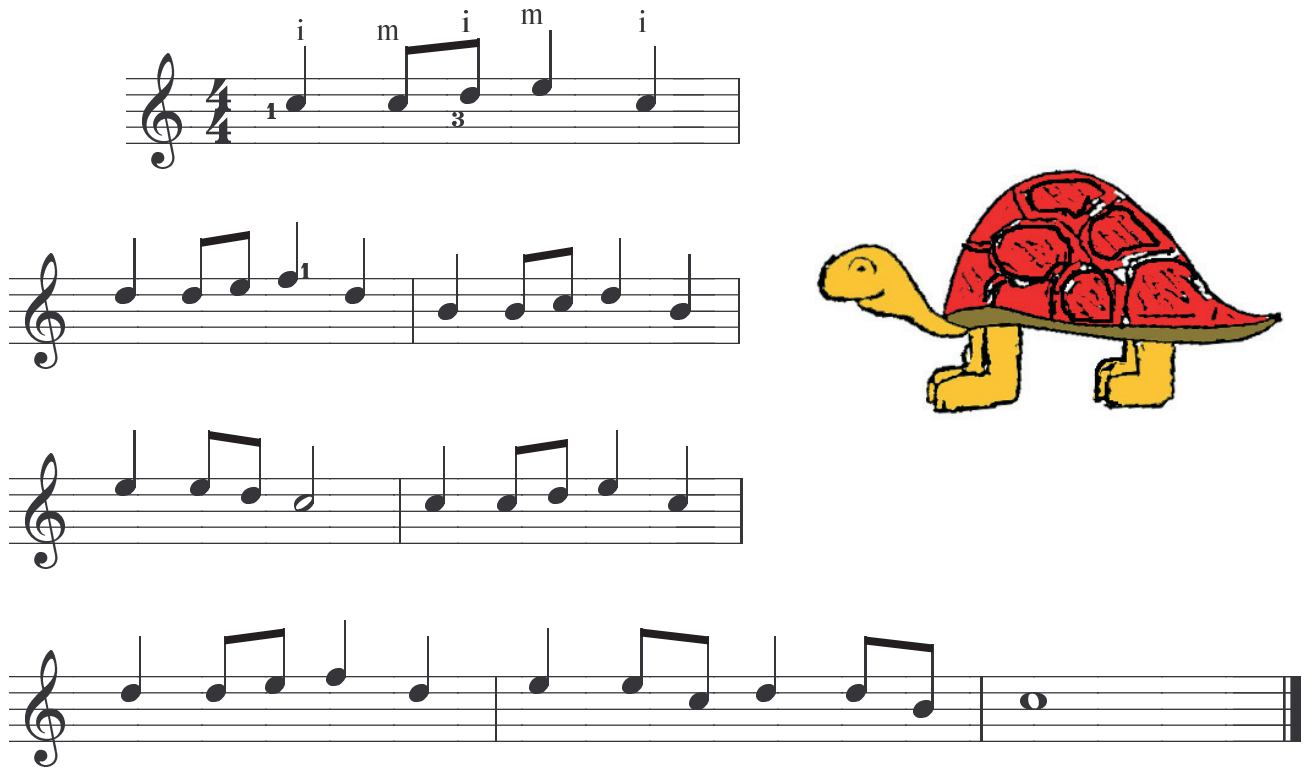


Fourth staff of music for exercise 2. Notes: G4, F4, E4, D4, C4, B3, A3, G3.

Lección 13

Canción de la tortuga

Juan Fernández


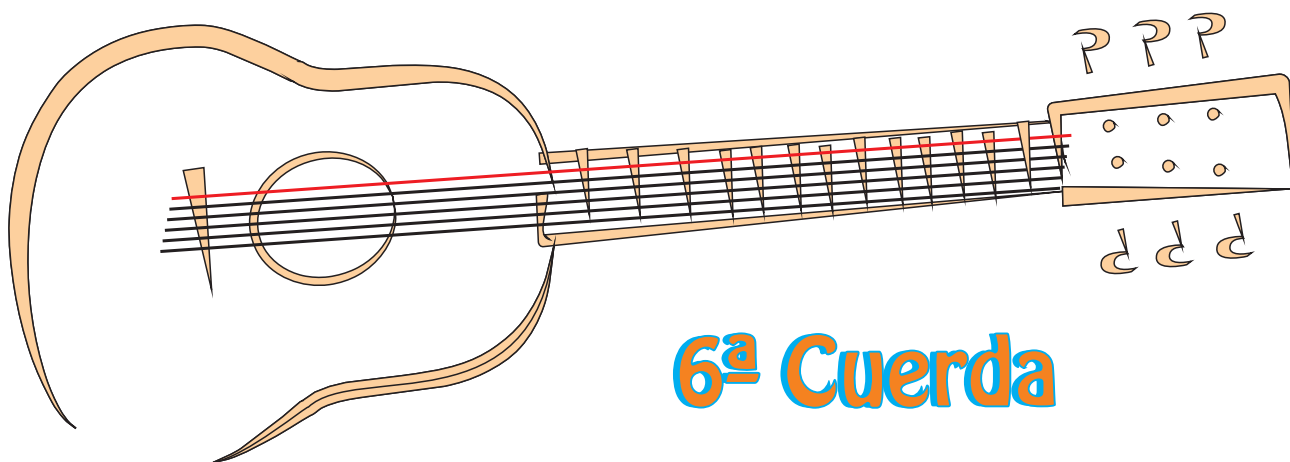


Musical notation for the first part of the song. It consists of five staves of music in 4/4 time. The first staff includes fingerings: 'i' above the first note, 'm' above the second note, 'i' above the third note, 'm' above the fourth note, and 'i' above the fifth note. There are also first and third fingerings indicated for some notes. To the right of the music is a cartoon illustration of a red tortuga with yellow legs and head.


Ahora vamos a tocar la misma canción pero añadiendo un acompañamiento con la nota SOL




Musical notation for the second part of the song, including accompaniment. It consists of three staves of music in 4/4 time. The first staff includes fingerings and dynamics: 'p' (piano) below the first note, and 'p' below the first note of the second measure. There are also first and third fingerings indicated. The second and third staves continue the melody and accompaniment.



MI
al aire



FA
traste 1
dedo 1



SOL
traste 3
dedo 3